

# Smart W.A.G. (Wild Ass Guess)


Jon Shimon, Jen Dasher

## OVERVIEW:

Creation of a Budgeting App that works across areas of all production (Producer/Production Management/Costumes/Scenery/Lighting) as a communication and costing tool easily utilized by producers, production managers, designers, and production shops. Budgeting is all encompassing of production costs: labor, raw materials, equipment, rentals, capital improvements, and specialty items.

- Budgeting from top down: App will utilize organizational database of similar scale and production givens to set proposed departmental budgets.
- Budgeting from shops up: App will apply user data of resource costs to estimate the needs to achieve a design.

The quick availability and clear presentation of these materials allows the team to communicate effectively, creates transparency in decision making for material choices, cutting elements and adjusting departmental allocations to meet production goals and better understand the costs inherent to the production givens. Budget adjustments can be made on the fly in a production meeting to meet the goals of all collaborators.



University at Buffalo

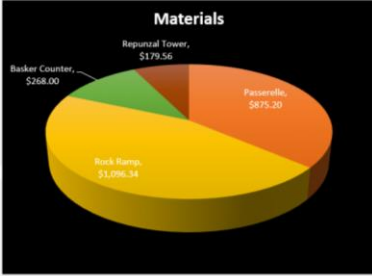
## Department of Theatre and Dance

College of Arts and Sciences

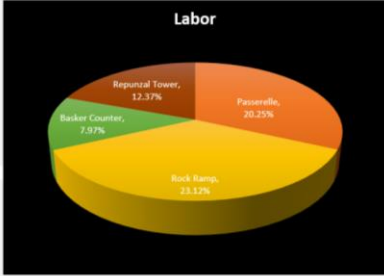
Show: Into The Woods		Scenic Designer: Alison Weinberger	
Student Technical Director: Cassidy Coburn		Faculty Technical Director: Jonathan Shimon	

Unit	Description	% of Labor	Labor Hours	% of Materials	Materials Total
Passerelle	Walkway on downstage side of orchestra pit.	20.25%	56.50	22.03%	\$ 875.20
Rock Ramp	Structure to evoke rock wall ramp scenic treatment of carpet and coating	23.12%	64.50	27.60%	\$ 1,096.34
Baker Counter	Plywood Counter	7.97%	22.25	6.75%	\$ 268.00
Rapunzel Tower	Flats with moulding attached to scaffold	12.37%	34.50	4.52%	\$ 179.56
Hanging Trees	Trees cut from lauan covered with tar paper for texture	34.77%	97.00	28.13%	\$ 1,117.35
Drop Boxes	Remote controlled drop boxes	1.52%	4.25	1.89%	\$ 75.00
	General Hardware			9.09%	\$ 361.15
		Subtotal in hours		Materials Subtotal	\$ 3,972.60
		Allocated hours		Contingency 15%	\$ 495.89
		Under (Over)		TOTAL	\$ 4,568.48
				Production Budget	\$ 4,000.00
				Under (Over)	\$ (568.48)

**Materials**



**Labor**



Summary
Passerelle
Rock Ramp
Bakers Counter
Rapunzel
Trees
Drop Boxes
Scenic Element 1 (9)
Scenic Element 1 (10)
Shopping List

*screenshot of existing excel based budget*



## **MILESTONES:**

### 12 Months

- Spreadsheet Program with sourced given data able to be shared with organizations/users.

### 9 Months

- Research Complete for inserting “GIVEN” data. IE. Costs of raw materials, hourly labor, equipment costs.

### 6 Months

- Spreadsheet Design
- Solidification of Team, Projects Assigned
- Data Research underway